
















Learn about each month's activity via the link on the QR code. When you have completed the activity, stamp the box (or add a sticker or a checkmark) for that month. When your passport is completed (10-12 months), submit it at City Hall or submit a photo of both sides via the page on the QR code. You'll be entered to win the Grand Prize!

# Prepare in a Year Passport

Household Name:



<p>Home Hazards</p>  <p>December</p>	<p>Shelter in Place</p>  <p>November</p>	<p>Earthquake Safety</p>  <p>October</p>	<p>Under the Bed</p>  <p>September</p>
<p>Utility Safety</p>  <p>August</p>	<p>Fire Safety</p>  <p>July</p>	<p>3 Weeks Ready</p>  <p>June</p>	<p>Important Documents</p>  <p>May</p>
<p>Evacuation</p>  <p>April</p>	<p>Water</p>  <p>March</p>	<p>Action Plan</p>  <p>February</p>	<p>Communications Plan</p>  <p>January</p>